













Split-and-save on statins

More medicine to more patients for less

Statin	Target Dose	Recommended Tablet	Photos	Annual savings from tablet splitting per patient
Atorvastatin Lipitor®	10 MG	20 MG split once		\$245
	20 MG	40 MG split once		\$371
	40 MG	80 MG split once		\$458
Simvastatin generic	5 MG	10 MG split once		\$0
	10 MG	20 MG split once		\$168
	20 MG	40 MG split once		\$263
	40 MG	80 MG split once		\$272
Rosuvastatin Crestor®	10 MG	20 MG split once		\$179
	20 MG	40 MG split once		\$319
Pravastatin generic	10 MG	20 MG split once		\$155
	20 MG	40 MG split once		\$164
Lovastatin generic	20 MG	40 MG split once		\$37
This recommendation is intended as a guide to splitting the described statin preparations.				



Calculating Annual Savings¹

Drug name	Dose	Pharmicare average cost/tablet		Wholesale cost/tablet ²	
		Lipitor® brand	Generic	Lipitor® brand	Generic
Atorvastatin					
	10 mg	\$1.73	Not available	\$1.78	Not available
	20 mg	\$2.05	Not available	\$2.23	Not available
	40 mg	\$2.12	Not available	\$2.39	Not available
	80 mg	\$1.65	Not available	\$2.39	Not available
Simvastatin					
	5 mg	\$0.85	\$0.58	\$1.00	\$0.61
	10 mg	\$1.74	\$1.19	\$1.98	\$1.20
	20 mg	\$1.90	\$1.44	\$2.45	\$1.48
	40 mg	\$1.74	\$1.37	\$2.45	\$1.48
	80 mg	\$1.44	\$1.08	\$2.45	\$1.48
Rosuvastatin					
	10 mg	\$1.42	Not available	\$1.46	Not available
	20 mg	\$1.83	Not available	\$1.82	Not available
	40 mg	\$1.82	Not available	\$2.13	Not available
Pravastatin					
	10 mg	\$1.41	\$0.98	\$1.62	\$1.02
	20 mg	\$1.60	\$1.09	\$1.91	\$1.20
	40 mg	\$1.78	\$1.29	\$2.30	\$1.45
Lovastatin					
	20 mg	\$1.80	\$1.16	\$1.93	\$1.17
	40 mg	\$3.23	\$2.13	\$3.55	\$2.15
Fluvastatin					
	20 mg	\$0.81	Not available	\$0.82	Not available
	40 mg	\$1.17	Not available	\$1.15	Not available

¹Annual savings from tablet splitting per patient are based on the average claimed cost per tablet for in the British Columbia PharmaNet Database in January – June 2004, and assumes all patients take one tablet per day. When generic costs were available these were used to calculate savings.

²Some generic drugs have more than one wholesale cost/tablet for a given dose because there are numerous manufacturers. In this case, the most common wholesale cost/tablet is presented.

Sample calculation:

A patient requiring 10mg of atorvastatin per day could take one 10mg tablet or half of a 20mg tablet

Option	(A) Total Ingredient Cost claimed in BC ¹	(B) Total Quantity of Tablets Dispensed in BC	(A/B) Average cost Per Tablet	Milligrams Required for 365 Days	Cost for 365 Days ²	Savings
Atorvastatin 10mg	\$19,786,115	11,303,816	\$1.75	3,650	\$639	\$245
Atorvastatin 20mg	\$16,644,350	7,715,866	\$2.16	3,650	\$394	

1. PharmaNet claims between January 1, 2004 and June 30, 2004

2. For atorvastatin 10mg, cost = 3,650mg x (1 tablet / 10mg) x (\$1.75 / tablet) = \$639
For atorvastatin 20mg, cost = 3,650mg x (1 tablet / 20mg) x (\$2.16 / tablet) = \$394

Two independent studies showed that split-tablet dosing was **as safe and effective** as whole-tablet dosing when total cholesterol and LDL cholesterol values were compared. Patient satisfaction and compliance with tablet splitting were both favorable.^{1,2}

1. Duncan MC et al.: Effect of tablet splitting on serum cholesterol concentrations. Ann Pharmacother 2002;36:205-9.

2. Gee M et al.: Effects of a tablet-splitting program in patients taking HMG-CoA reductase inhibitors. J Man Care Pharm 2002;8:453-8.